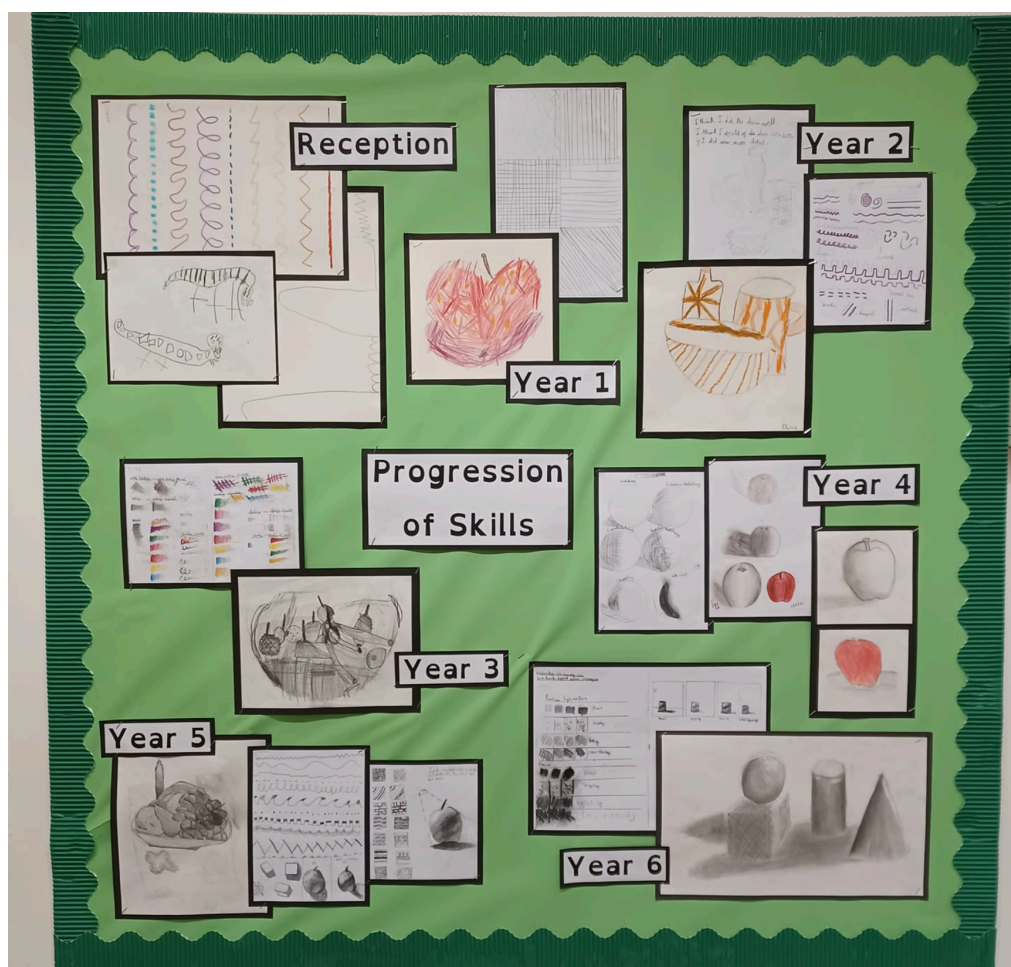


# Primary Drawing Skills Progression

By Paul Carney with photos by Hannah Davies & St Mary's and St Peter's Primary school Teddington

Drawing is much more than a skill. Drawing encompasses skills, but also involves drawing expressively which means drawing with different media and in different ways for different reasons. This guide, written by me with photos by primary class teacher Hannah Davies, sets out to give you a simple guide to the standards of basic drawing skill & control from Reception to year 6.



## Reception

### Drawing Skill & control

Pupils develop their control and confidence when drawing using a range of materials. Pupils draw forms using the formal elements of lines & simple shapes such as circles, squares and triangles. Pupils learn to tonally shade areas and shapes as neatly and carefully as they can.

### Drawing Expression

Pupils learn to draw in different ways to create different effects.



## Year 1

### Drawing Skill & control

Pupils develop their ability to use and apply the formal elements by increasing their control of line & using simple 2D geometric shapes when drawing. They explore the concept of light & dark, learning how to create both values and controlling them to make tones. They practice shading tones neatly & accurately. Pupils learn how to control the pressure of their drawing materials.

### Drawing Expression

Pupils are shown a range of drawing media including graphite sticks, charcoal, crayons, coloured pencils. They learn the differences and similarities between. Pupils try out new ways of making lines/marks to describe a range of surfaces, textures and forms.




## Year 2

### Drawing Skill & Control


Greater skill & control is evident when using the formal elements to draw, e.g. using simple lines & geometric shapes to create forms. Control pressure when using drawing implements to create lighter or darker tones and marks, such as when sketching. Increasingly able to shade areas neatly without spaces & gaps. Identify & draw detail, texture, pattern.

### Drawing Expression

Learn to use pencils hard and soft, crayons, felt-tips, charcoal and chalk, digital means, inks and other materials such as wire, wool, straws, cotton buds, feathers, sticky tape to create expressive drawings.



**For drawing lessons covering the basic drawing skills of finding and drawing 2D shapes, basic shading and basic tips follow this [link](http://www.paulcarneyarts.com)**






## Year 3

### Drawing Skill & Control

Identify and draw the 2D & 3D geometric shapes in nature and the world around them. Pupils can more effectively control drawing media to create dark and light tones. They further practice shading tones with few gaps, that are neat to the edges. They can more effectively blend shading and can rub out rough edges or refine them. Pupils develop their confidence making marks & lines to describe a wide range of surfaces, textures & forms.

### Drawing Expression

Pupils work in a range of drawing media including graphite sticks, charcoal, crayons, coloured pencils, felt pens, biro, drawing ink and pastels. They know the differences and similarities between these materials and select which one is most suitable for the task they need.




## Year 4

### Drawing Skill & Control

Develop ability to accurately identify and render 2D & 3D geometric shapes when drawing from observation or second-hand sources, becoming aware of proportion, scale and order. Make progress in controlling line & shading with graphite, chalks and charcoal to describe shape, form and light and shade. Practice drawing quick, light lines (sketching) & more deliberate, measured lines. Learn different styles of drawing; Graphic (cartoon, graffiti, caricatures etc.) Realistic (portrait, still life etc.) Abstract (fine art, emotions).

### Expression

Make drawings and experiment through mark making using pencils hard and soft, crayons, felt-tips, charcoal and chalk, digital means, inks and other materials such as wire, wool, straws, cotton buds, feathers, sticky tape.




## Year 5

### Drawing Skill & Control

Can draw with an increasingly confident awareness of the 2D and 3D geometric forms that comprise forms and objects. Can draw lines, shapes and forms neatly and evenly with more confidence, blending tones from light to dark smoothly. They control the amount of force and pressure when drawing to understand the difference between sketching and rendering more deliberate marks.

### Drawing Expression

Independently select appropriate media for expression and purpose, taking risks and experimenting with drawing media that are harder to control; such as pieces of card, straws, sticks, and perishable items to create more expression with drawing.




## Year 6

### Drawing Skill & Control

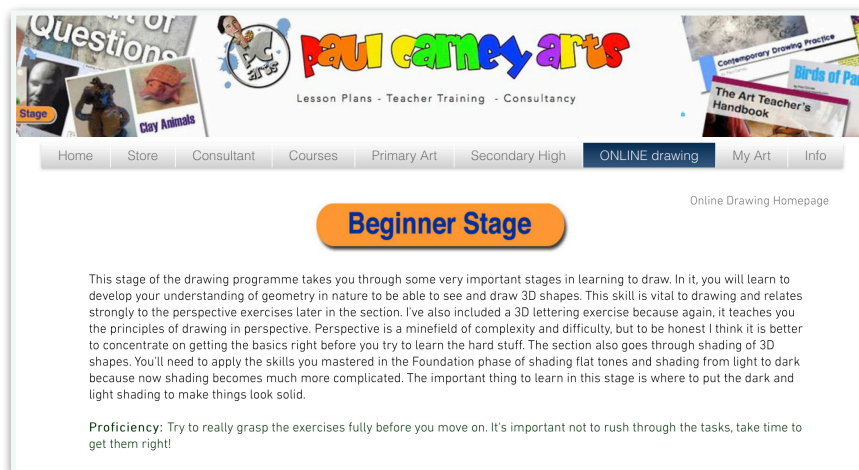
Draw with increasing confidence developing their own personal style. They know how & when to sketch and when to render more confident line, using a developing ability to skilfully control the outcomes. Learn how to describe form from several different light sources. Know and apply very basic one-point perspective.

### Drawing Expression

Pupils work in a range of media with increasing confidence (pencils hard and soft, crayons, felt-tips, charcoal and chalk, digital means, inks and other materials such as wire, wool, straws, cotton buds, feathers, sticky tape for example). They have greater choice over what materials they should use, working to own strengths and personal tastes.



**For drawing lessons covering the basic drawing skills of drawing 3D shapes, shading 3D shapes, and simple perspective visit this [link](#).**



# Whole class drawing sets

## Year 1




Hannah Davies

21 January at 20:39 · 🌐



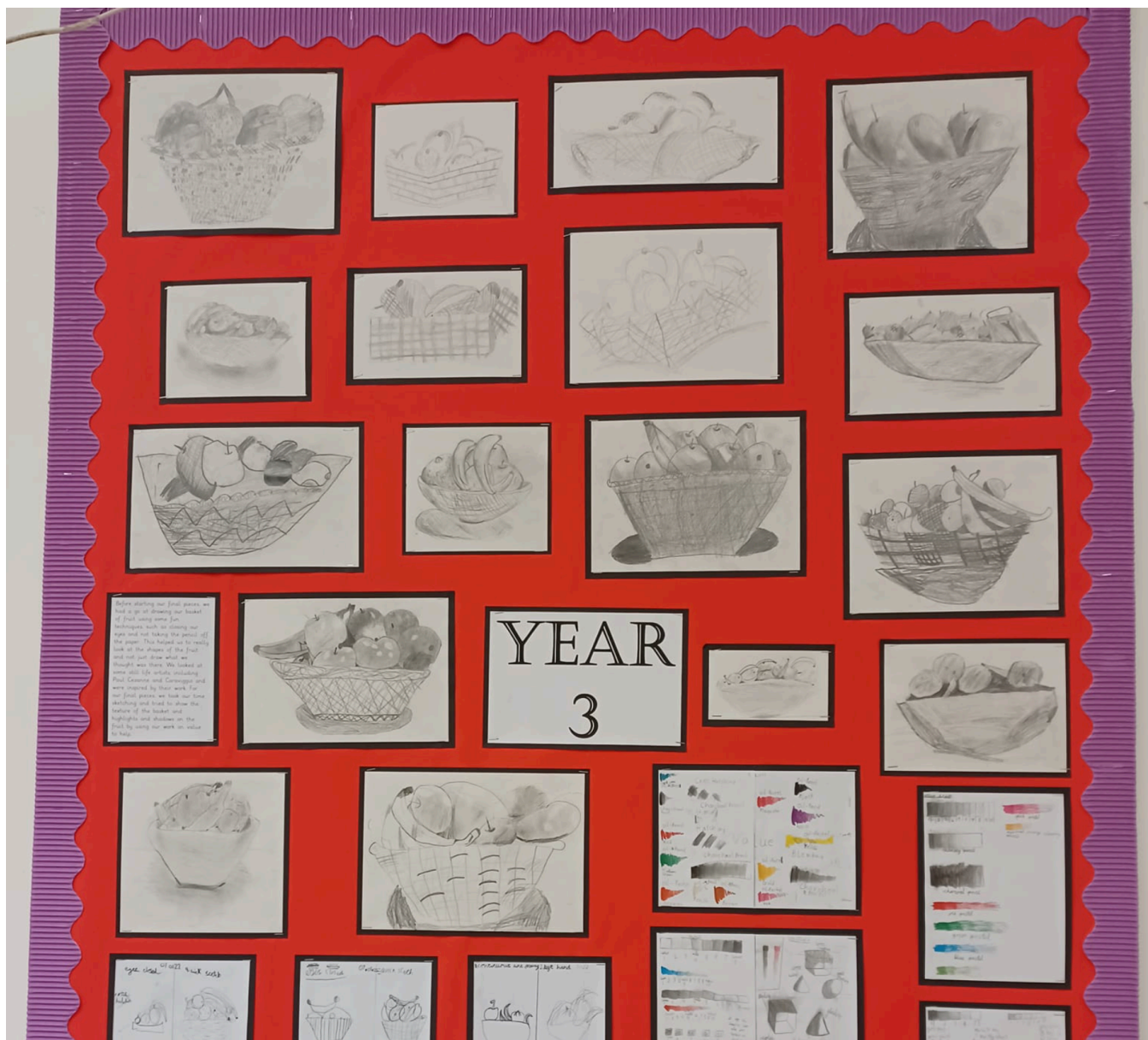
Year 2



Hannah Davies

21 January at 20:39 · 🐾



# Year 3



Hannah Davies

21 January at 20:39 · 🌐

## Year 4

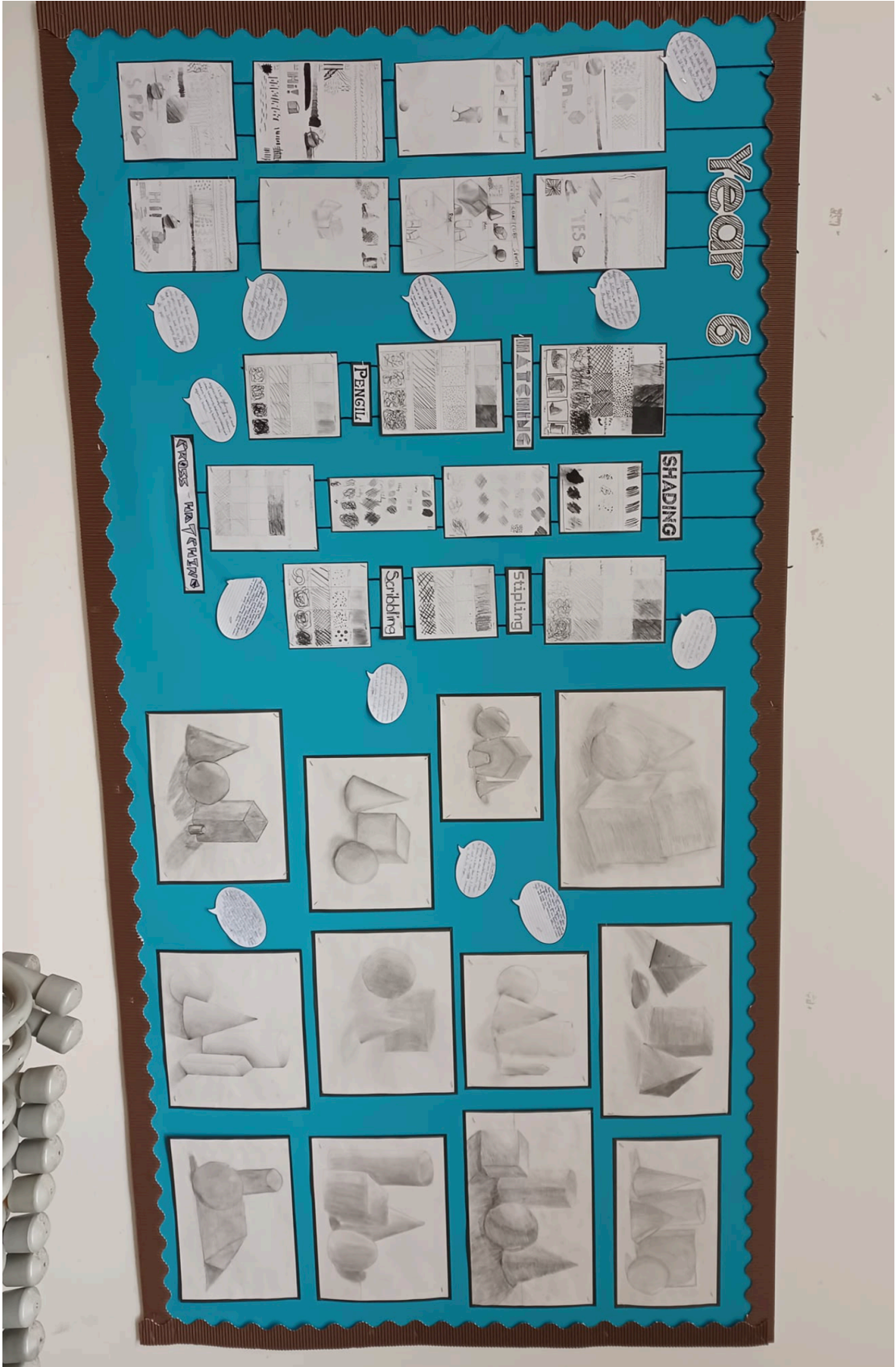


## Hannah Davies

21 January at 20:39 · 




Year 5



Hannah Davies

21 January at 20:39 · 🐾

Year 6



Hannah Davies

21 January at 20:39 · 🐾